

# LED FLAMING SKULL POST™

## INSTALLATION AND OPERATING INSTRUCTIONS

KEEP ALL PLASTIC AND WIRE PARTS AWAY FROM CHILDREN


WARNING: DO NOT TURN ON THE PROP UNTIL FULLY ASSEMBLED. STAY CLEAR OF THE PROP WHILE OPERATING. ESTIMATED ASSEMBLY TIME FIVE MINUTES.

### PARTS

- 1. SKULL
- 2. POST
- 3. BASE




### ASSEMBLY




1. Attach wires from the SKULL labeled A to the wires from the POST labeled A.

MATCH A TO A




2. Attach the SKULL to the POST. Twist to lock.

MATCH B TO B



3. Attach wires from the POST labeled C to the wires from the BASE labeled C.


MATCH C TO C



4. Attach the POST to the BASE. Twist to lock.

MATCH D TO D

### OPERATING INSTRUCTIONS



Plug in the 4.5V 2A ADAPTER (not included) or insert 3 fresh AA BATTERIES (not included) into the battery compartment located on the BASE control box.

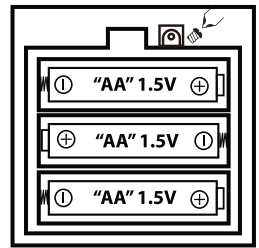


TIMER- Continuous play (full function) for 6 hours, then off for 18 hours, then repeat.

Turn the item to the OFF position when not in use.



#### Battery Diagram



#### BATTERY INSTRUCTIONS AND CAUTIONS

Battery installation and removal should be performed by an adult.  
Remove batteries when not in use.  
Use only batteries recommended in the instructions.  
Do not mix new and used batteries.  
Do not mix alkaline, carbon-zinc, nickel-cadmium, rechargeable or different types of batteries.  
Be mindful to insert batteries with the correct polarity (+/-) as indicated.  
Remove all exhausted batteries.  
Rechargeable batteries are only to be charged under adult supervision.  
Rechargeable batteries are to be removed from the item before being charged.  
Non-rechargeable batteries are not to be recharged.  
The supply terminals are not to be short-circuited.  
Always dispose of exhausted batteries properly.  
Do NOT dispose of batteries in fire, they may leak or explode.

**Warning! This item is not a toy. For decoration only. Small parts, choking hazard.**  
**This product is intended for use by persons 15 years of age and older.**  
**Not intended for use by children ages 14 years and younger.**

#### WARNING

**DO NOT TURN ITEM ON UNTIL YOU HAVE COMPLETELY FINISHED ASSEMBLY.**  
**STAY CLEAR OF ITEM WHILE OPERATING.**  
**DO NOT PLACE ITEM ON UNEVEN GROUND.**  
**DO NOT PLACE WEIGHT ON ITEM WHILE IN OPERATION.**



visit us at [tekkydesign.com](http://tekkydesign.com)

Requires 4.5V 2A ADAPTER (not included)  
or 3AA batteries (not included)

ALL NEW MATERIALS:  
METAL, PLASTIC  
**Surface washable only.**

LED FLAMING SKULL POST™  
is a trademark of Tekky.  
Copyright © 2024 Tekky.  
All Rights Reserved.  
MADE IN CHINA



**DO NOT RETURN THIS ITEM TO THE STORE!**  
If experiencing technical difficulties, please go  
to [www.tekkydesign.com](http://www.tekkydesign.com) for assistance.

#### SMART PHONE SCAN SETUP VIDEO

